CNY Raceway Park, Hastings NY

Final EIS

APPENDIX S

LIGHTING AND PHOTOMETRICS PLAN

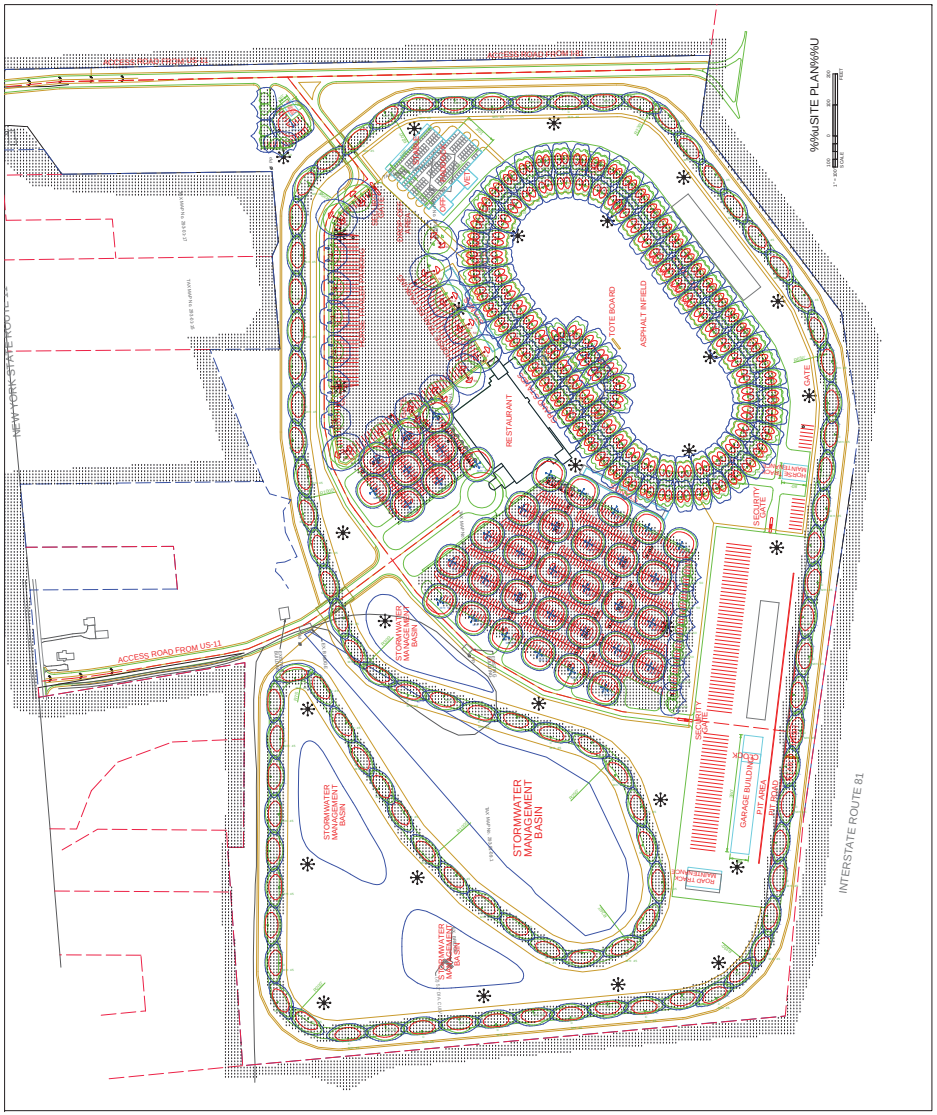

Plan View:Plan Rotated 0 Tilted 0
Scale: 1 inch= 200 Ft.

NOTES:
1) EXACT MOUNTING DETAILS TO BE DETERMINED AT JOBSITE BY OTHERS.
2) CALCULATIONS DO NOT SHOW THE EFFECT OF SHADOWING CAUSED BY OBJECTS WITHIN THE AREA.
3) READINGS SHOWN ARE MAINTAINED HORIZONTAL FOOTCANDLES TAKEN AS SHOWN IN NUMERIC SUMMARY
4) FIXTURE ORIENTATION IS SUCH THAT 0 IS TO THE RIGHT OF THE DRAWING AND 90 IS TO THE TOP OF THE DRAWING AS SHOWN.
5) TILT ANGLE IS THE RAISING AND LOWERING OF THE FIXTURE HEAD.
6) THE LAYOUT DRAWING MUST BE COORDINATED WITH THE SITE LOCATION FOR CORRECT FIXTURE ORIENTATION.
7) CHECK GRAPHIC SCALE. DOCUMENTS PRINTED OR PLOTTED FROM ELECTRONIC FILES MAY OCCUR AT OTHER THAN THE DESIRED OR ASSUMED GRAPHIC SCALES. IT IS THE RESPONSIBILITY OF THE RECIPIENT TO VERIFY THAT THE PRINTED OR PLOTTED-TO-SCALE DRAWING IS PRINTED TO SCALE.

Luminaire Schedule

Symbol	Qty	Label	Arrangement	Lumens/Lamp	Lum. Lumens	LLF	Description	Filename
	56		SINGLE	N.A.	20705	0.800	C400 TYPE II 3 TAB 95% MEDIUM, 3FT ARM	R400 Type II Medium 41-01 wo lens.ies
	8		SINGLE	N.A.	14000	0.800	P400 TYPE IV OUTDOOR, 3FT ARM	P400 TYPE IV STAR1-01 M.ies
	6		SINGLE	N.A.	14000	0.800	P400 TYPE IV OUTDOOR, 3FT ARM	P400 TYPE IV STAR1-01 M.ies
	12		BACK-BACK	N.A.	14000	0.800	P400 TYPE IV OUTDOOR, 3FT ARM, 2@180	P400 TYPE IV STAR1-01 M.ies
	1		BACK-BACK	N.A.	18000	0.800	P400 TYPE V BLOCK MEDIUM, 3FT ARM, 2@180	P400 TYPE V STAR1-01 M.ies
	18		BACK-BACK	N.A.	18000	0.800	P400 TYPE V BLOCK MEDIUM, 3FT ARM, 2@180	P400 TYPE V STAR1-01 M.ies
	35		BACK-BACK	N.A.	20705	0.800	C400 TYPE II 3 TAB 95% MEDIUM, 3FT ARM, 2@180	R400 Type II Medium 41-01 wo lens.ies

Calculation Summary

Label	CalcType	Units	Avg	Max	Min	Avg/Min	Max/Min	Description
HORSE TRAILER PARKING	Illuminance	Fc	0.64	3.4	0.0	N.A.	N.A.	readings taken at grade
MAIN PARKING	Illuminance	Fc	0.65	8.7	0.1	16.20	87.00	readings taken at grade
OVAL TRACK	Illuminance	Fc	15.93	66.4	3.5	4.35	19.00	readings taken at grade
PROPERTY LINE SPILL	Illuminance	Fc	0.01	0.4	0.0	N.A.	N.A.	readings taken at grade
RAW OFFICE PARKING	Illuminance	Fc	1.97	4.4	0.6	3.28	7.33	readings taken at grade
RESTAURANT PARKING	Illuminance	Fc	5.31	9.2	1.0	5.31	9.20	readings taken at grade
ROAD TRACK	Illuminance	Fc	5.16	8.9	0.3	17.20	29.67	readings taken at grade

THE IES FILE USED FOR LUMINAIRE TYPES C AND C-2 HAS BEEN MANIPULATED TO SIMULATE THE STA-75-1 LUMEN OUTPUT BY CHANGING THE LIGHT LOSS FACTOR.

TYPICAL SPACING FOR OVAL TRACK=60 FEET
TYPICAL SPACING FOR ROADWAY TRACK=120 FEET (OPPOSITE)

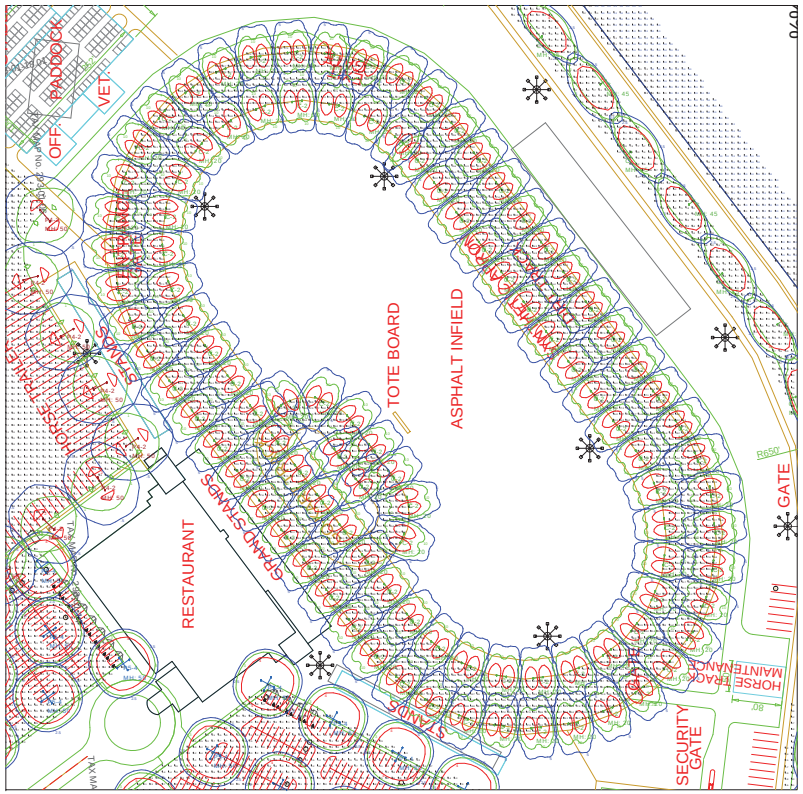

Plan View:Plan Rotated 0 Tilted 0
Scale: 1 inch= 100 Ft.

LIGHTING APPLICATION SCIENCES
206 DEERWOOD DRIVE
SAN MARCOS, TX. 78666
512-353-3869 PH/FAX
512-787-8477 CELL

DESIGNED BY: G. KLIPARCK
SCALE AS SHOWN
REFERENCE LX06222.AGI
Page 1 of 6

TITLE UNIMAR RACEWAY
PROPOSED LIGHTING LAYOUT
TARGETING GIVEN LEVELS

DATE 5/16/2014

LIGHTING LAYOUT GENERATED BY LIGHTING APPLICATION SCIENCES IN SAN MARCOS, TEXAS

NOTICE: THIS DRAWING IS THE EXCLUSIVE PROPERTY OF LIGHTING APPLICATION SCIENCES. ITS ACCEPTANCE CONSTITUTES AN AGREEMENT THAT THE DRAWING WILL BE TREATED AS CONFIDENTIAL. THIS DRAWING IS TO BE USED ONLY AND IS PROPOSED OTHER THAN AS DETAILED IN ADVANCE CONSIDERING THE OPERATION OF LIGHTS AND HAS BEEN DEVELOPED BY THE MANUFACTURER. IT IS TO BE RETURNED UPON REQUEST AND IS NOT TO BE COMMUNICATED, DISCLOSED OR COPIED, EXCEPT AS EXPRESSLY AUTHORIZED BY LIGHTING APPLICATION SCIENCES.

NOTICE: THE INTENT OF THIS LIGHTING LAYOUT IS TO SUGGEST THE BEST UTILIZATION OF LIGHTING PRODUCTS. THE SUBSTITUTION OF LIGHTING PRODUCTS OR LIGHTING PRODUCTS ARE PROTECTED BY THE MANUFACTURER. ANY VARIATION WITHIN THE PERFORMANCE FROM PERFORMANCE SHOWN IN ITS FILE IS THE RESPONSIBILITY OF THE MANUFACTURER. IT IS USE FOR ANY OTHER PURPOSE IS NOT AUTHORIZED BY LIGHTING APPLICATION SCIENCES.

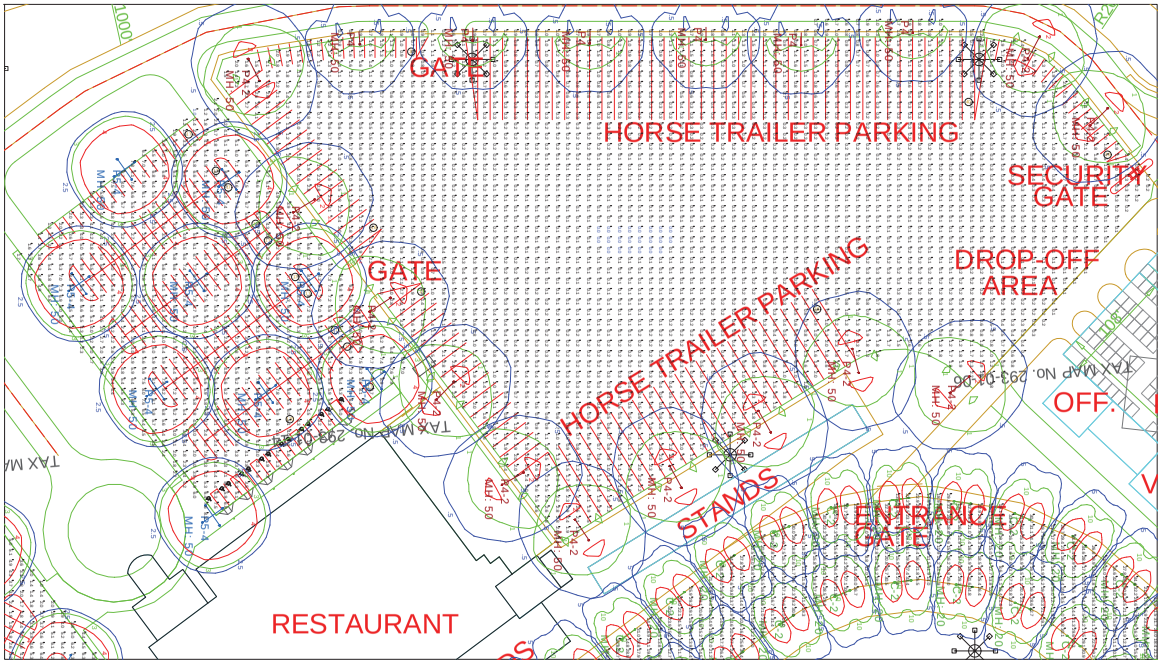

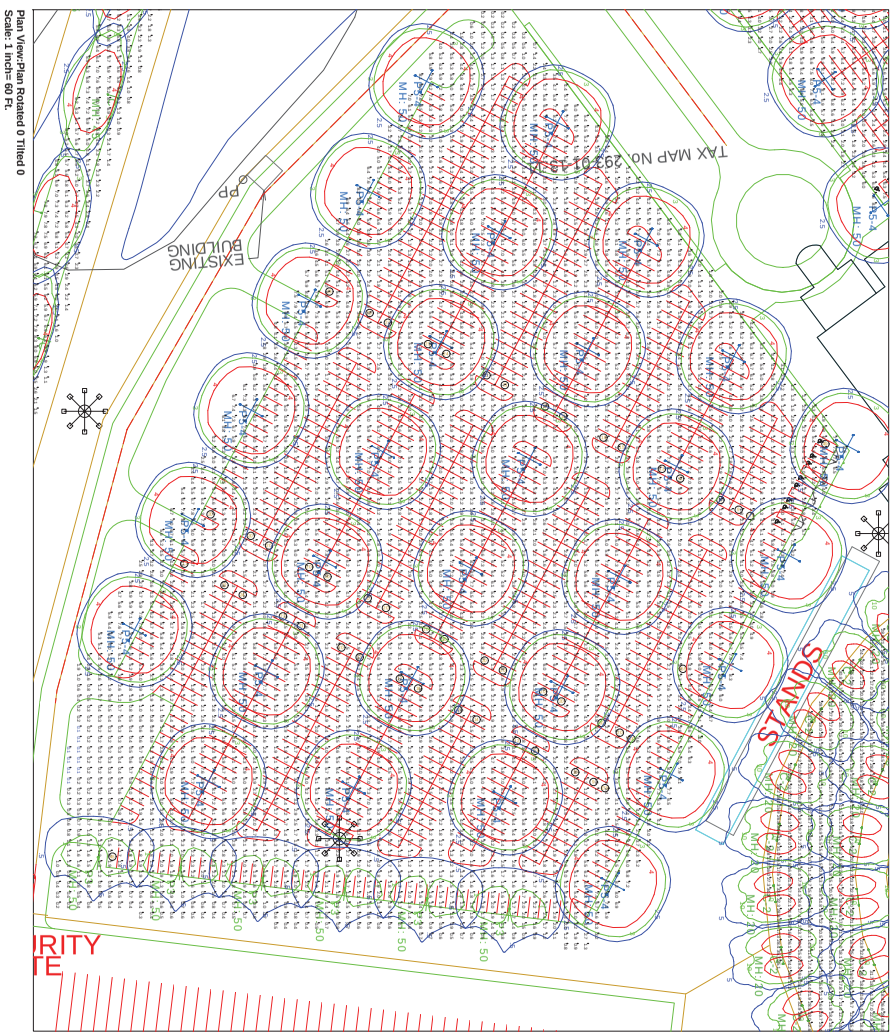

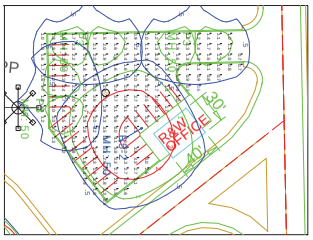

NOTES:
1) EXACT MOUNTING DETAILS TO BE DETERMINED AT JOBSITE BY OTHERS.
2) CALCULATIONS DO NOT SHOW THE EFFECT OF SHADOWING CAUSED BY OBJECTS WITHIN THE AREA.
3) READINGS SHOWN ARE MAINTAINED HORIZONTAL FOOTCANDLES TAKEN AS SHOWN IN NUMERIC SUMMARY
4) ROTATION IS SET TO 0 SUCH THAT 0 IS TO THE RIGHT OF THE DRAWING AND 90 IS TO THE TOP OF THE DRAWING AS SHOWN.
5) TILT ANGLE IS THE RAISING AND LOWERING OF THE FIXTURE HEAD.
6) THE LAYOUT DRAWING MUST BE COORDINATED WITH THE SITE LOCATION FOR CORRECT FIXTURE ORIENTATION.
7) CHECK GRAPHIC SCALE. DOCUMENTS PRINTED OR PLOTTED FROM ELECTRONIC FILES MAY OCCUR AT OTHER THAN THE DESIRED OR ASSUMED GRAPHIC SCALES. IT IS THE RESPONSIBILITY OF THE RECIPIENT TO VERIFY THAT THE PRINTED OR PLOTTED-TO-SCALE DRAWING IS PRINTED TO SCALE.

Catalog Number	Description	Lamp	Number Lamps	Lumens per Lamp	Light Loss Factor	Wattage
DSX1 LED P4 40K T3M MVOLT	DSX1 LED P4 40K T3M MVOLT	40K T3M	1	16000	0.9	128
DSX1 LED P4 40K T4M MVOLT	DSX1 LED P4 40K T4M MVOLT	40K T4M	1	16000	0.9	128
DSX1 LED P4 40K T5M MVOLT	DSX1 LED P4 40K T5M MVOLT	40K T5M	1	16000	0.9	128
DSX1 LED P4 40K TFTM MVOLT	DSX1 LED P4 40K TFTM MVOLT	40K TFTM	1	16000	0.9	128
DSX1 LED P4 40K BLC MVOLT	DSX1 LED P4 40K BLC MVOLT	40K BLC	1	16000	0.9	128
DSX1 LED P4 40K LCCO MVOLT	DSX1 LED P4 40K LCCO MVOLT	40K LCCO	1	16000	0.9	128
DSX1 LED P4 40K RCCO MVOLT	DSX1 LED P4 40K RCCO MVOLT	40K RCCO	1	16000	0.9	128
DSX1 LED P4 40K SPA MVOLT	DSX1 LED P4 40K SPA MVOLT	40K SPA	1	16000	0.9	128
DSX1 LED P4 40K RPA MVOLT	DSX1 LED P4 40K RPA MVOLT	40K RPA	1	16000	0.9	128
DSX1 LED P4 40K SPUMBA MVOLT	DSX1 LED P4 40K SPUMBA MVOLT	40K SPUMBA	1	16000	0.9	128
DSX1 LED P4 40K RPUMBA MVOLT	DSX1 LED P4 40K RPUMBA MVOLT	40K RPUMBA	1	16000	0.9	128
DSX1 LED P4 40K TFTM MVOLT	DSX1 LED P4 40K TFTM MVOLT	40K TFTM	1	16000	0.9	128
DSX1 LED P4 40K BLC MVOLT	DSX1 LED P4 40K BLC MVOLT	40K BLC	1	16000	0.9	128
DSX1 LED P4 40K LCCO MVOLT	DSX1 LED P4 40K LCCO MVOLT	40K LCCO	1	16000	0.9	128
DSX1 LED P4 40K RCCO MVOLT	DSX1 LED P4 40K RCCO MVOLT	40K RCCO	1	16000	0.9	128
DSX1 LED P4 40K SPA MVOLT	DSX1 LED P4 40K SPA MVOLT	40K SPA	1	16000	0.9	128
DSX1 LED P4 40K RPA MVOLT	DSX1 LED P4 40K RPA MVOLT	40K RPA	1	16000	0.9	128
DSX1 LED P4 40K SPUMBA MVOLT	DSX1 LED P4 40K SPUMBA MVOLT	40K SPUMBA	1	16000	0.9	128
DSX1 LED P4 40K RPUMBA MVOLT	DSX1 LED P4 40K RPUMBA MVOLT	40K RPUMBA	1	16000	0.9	128

Catalog Number	Description	Lamp	Number Lamps	Lumens per Lamp	Light Loss Factor	Wattage
DSX1 LED P4 40K T3M MVOLT	DSX1 LED P4 40K T3M MVOLT	40K T3M	1	16000	0.9	128
DSX1 LED P4 40K T4M MVOLT	DSX1 LED P4 40K T4M MVOLT	40K T4M	1	16000	0.9	128
DSX1 LED P4 40K T5M MVOLT	DSX1 LED P4 40K T5M MVOLT	40K T5M	1	16000	0.9	128
DSX1 LED P4 40K TFTM MVOLT	DSX1 LED P4 40K TFTM MVOLT	40K TFTM	1	16000	0.9	128
DSX1 LED P4 40K BLC MVOLT	DSX1 LED P4 40K BLC MVOLT	40K BLC	1	16000	0.9	128
DSX1 LED P4 40K LCCO MVOLT	DSX1 LED P4 40K LCCO MVOLT	40K LCCO	1	16000	0.9	128
DSX1 LED P4 40K RCCO MVOLT	DSX1 LED P4 40K RCCO MVOLT	40K RCCO	1	16000	0.9	128
DSX1 LED P4 40K SPA MVOLT	DSX1 LED P4 40K SPA MVOLT	40K SPA	1	16000	0.9	128
DSX1 LED P4 40K RPA MVOLT	DSX1 LED P4 40K RPA MVOLT	40K RPA	1	16000	0.9	128
DSX1 LED P4 40K SPUMBA MVOLT	DSX1 LED P4 40K SPUMBA MVOLT	40K SPUMBA	1	16000	0.9	128
DSX1 LED P4 40K RPUMBA MVOLT	DSX1 LED P4 40K RPUMBA MVOLT	40K RPUMBA	1	16000	0.9	128
DSX1 LED P4 40K TFTM MVOLT	DSX1 LED P4 40K TFTM MVOLT	40K TFTM	1	16000	0.9	128
DSX1 LED P4 40K BLC MVOLT	DSX1 LED P4 40K BLC MVOLT	40K BLC	1	16000	0.9	128
DSX1 LED P4 40K LCCO MVOLT	DSX1 LED P4 40K LCCO MVOLT	40K LCCO	1	16000	0.9	128
DSX1 LED P4 40K RCCO MVOLT	DSX1 LED P4 40K RCCO MVOLT	40K RCCO	1	16000	0.9	128
DSX1 LED P4 40K SPA MVOLT	DSX1 LED P4 40K SPA MVOLT	40K SPA	1	16000	0.9	128
DSX1 LED P4 40K RPA MVOLT	DSX1 LED P4 40K RPA MVOLT	40K RPA	1	16000	0.9	128
DSX1 LED P4 40K SPUMBA MVOLT	DSX1 LED P4 40K SPUMBA MVOLT	40K SPUMBA	1	16000	0.9	128
DSX1 LED P4 40K RPUMBA MVOLT	DSX1 LED P4 40K RPUMBA MVOLT	40K RPUMBA	1	16000	0.9	128

THE IES FILE USED FOR LUMINAIRE TYPES C AND C-2 HAS BEEN MANIPULATED TO SIMULATE THE STA-75 LUMEN OUTPUT BY CHANGING THE LIGHT LOSS FACTOR.

TYPICAL SPACING FOR OVAL TRACK=80 FEET
TYPICAL SPACING FOR ROADWAY TRACK=120 FEET (OPPOSITE)

NOTICE: THIS DRAWING IS THE EXCLUSIVE PROPERTY OF LIGHTING APPLICATION SCIENCES. ITS ACCEPTANCE CONSTITUTES AGREEMENT THAT THE INFORMATION CONTAINED HEREIN OR ON THIS DRAWING IS TO BE USED FOR NO PURPOSE OTHER THAN AS DETAILED INFORMATION CONCERNING THE OPERATION OF UNITS FURNISHED BY THE MANUFACTURER. IT IS TO BE RETURNED UPON REQUEST AND IS NOT TO BE COMMUNICATED, DISCLOSED OR COPIED, EXCEPT AS EXPRESSLY AUTHORIZED BY LIGHTING APPLICATION SCIENCES

NOTICE: THE INTENT OF THIS LIGHTING LAYOUT IS TO SUGGEST THE BEST UTILIZATION OF LIGHTING FIXTURES REPRESENTED. IT IS PROVIDED USING FIXTURE PHOTOMETRICS FURNISHED BY THE MANUFACTURERS. ANY VARIATION IN FIXTURE PERFORMANCE FROM PERFORMANCE SHOWN IN THIS FILE IS THE RESPONSIBILITY OF THE MANUFACTURER. IT'S USE FOR ANY OTHER PURPOSE IS NOT AUTHORIZED BY LIGHTING APPLICATION SCIENCES

LIGHTING APPLICATION SCIENCES
206 DEERWOOD DRIVE
SAN MARCOS, TX. 78666
512-353-3606 PH/FAX
512-787-9477 CELL

DESIGNED BY: G. KILPATRICK
SCALE AS SHOWN
REFERENCE LX06222.AGI
Page 2 of 6

TITLE UNIMAR RACEWAY
PROPOSED LIGHTING LAYOUT
TARGETING GIVEN LEVELS

DATE 5/16/2014

LIGHTING LAYOUT GENERATED BY LIGHTING APPLICATION SCIENCES IN SAN MARCOS, TEXAS

Plan View:Plan Rotated 0 Tilted 0
Scale: 1 inch= 60 Ft.

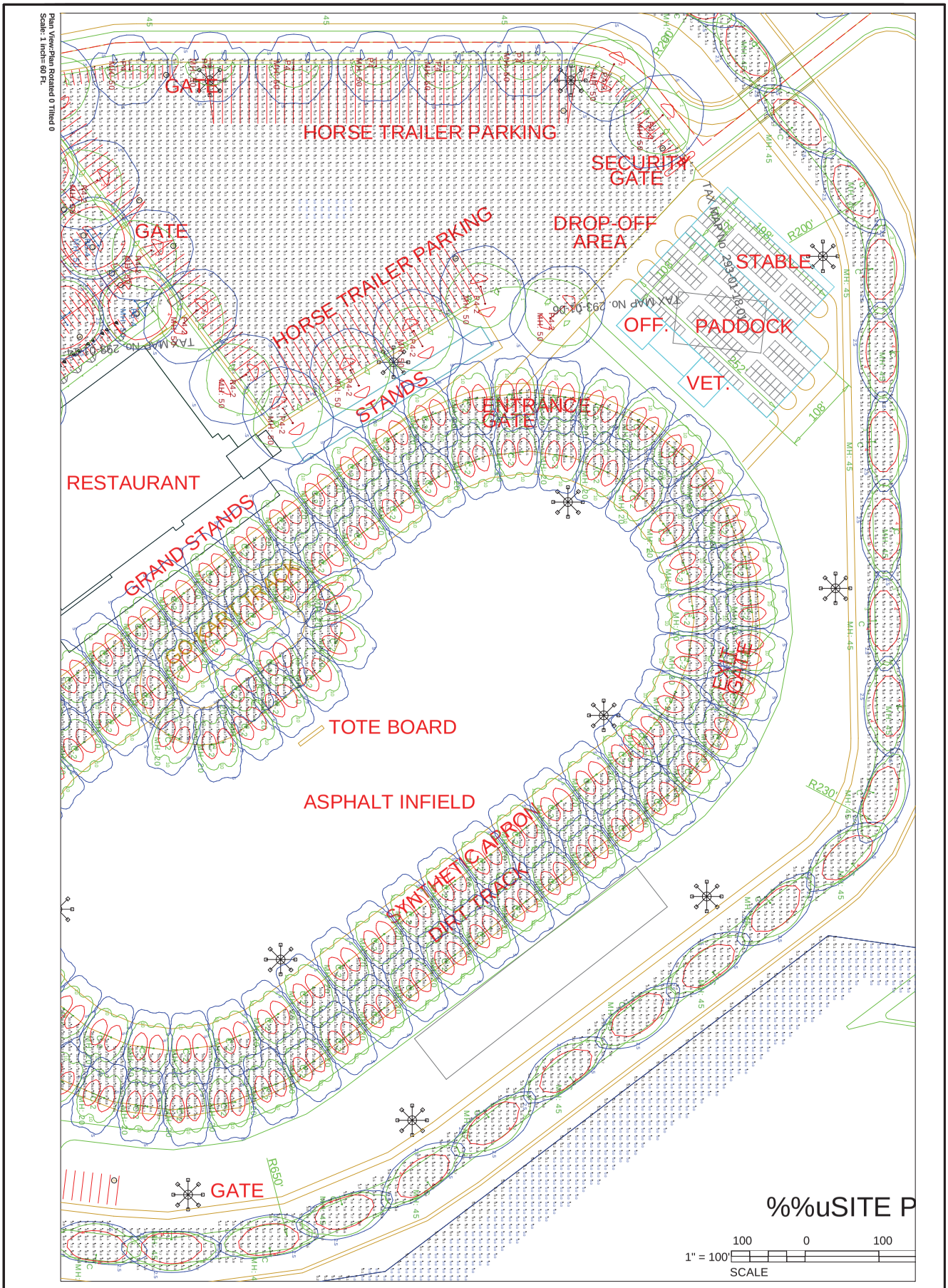

NOTICE: THIS DRAWING IS THE EXCLUSIVE PROPERTY OF LIGHTING APPLICATION SCIENCES. ITS ACCEPTANCE CONSTITUTES AN AGREEMENT THAT THE DRAWING WILL BE TREATED AS CONFIDENTIAL. THIS DRAWING IS TO BE USED FOR NO PURPOSE OTHER THAN AS DETAILED INFORMATION CONCERNING THE OPERATION OF UNITS FURNISHED BY THE MANUFACTURER. IT IS TO BE RETURNED UPON REQUEST AND IS NOT TO BE COMMUNICATED, DISCLOSED OR COPIED, EXCEPT AS EXPRESSLY AUTHORIZED BY LIGHTING APPLICATION SCIENCES

NOTICE: THE INTENT OF THIS LIGHTING LAYOUT IS TO SUGGEST THE BEST UTILIZATION OF LIGHTING FIXTURES REPRESENTED. IT IS PROVIDED USING FIXTURE PHOTOMETRICS FURNISHED BY THE MANUFACTURERS. ANY VARIATION IN FIXTURE PERFORMANCE FROM PERFORMANCE SHOWN IN ITS FILE IS THE RESPONSIBILITY OF THE MANUFACTURER. IT'S USE FOR ANY OTHER PURPOSE IS NOT AUTHORIZED BY LIGHTING APPLICATION SCIENCES

LIGHTING APPLICATION SCIENCES
206 DEERWOOD DRIVE
SAN MARCOS, TX. 78666
512-353-3690 PH/FAX
512-787-0477 CELL

DESIGNED BY: G. KULPATRICK
SCALE AS SHOWN
REFERENCE LX06222.AGI
Page 3 of 6

TITLE
UNIMAR RACEWAY
PROPOSED LIGHTING LAYOUT
TARGETING GIVEN LEVELS

DATE 5/16/2014

LIGHTING LAYOUT GENERATED BY LIGHTING APPLICATION SCIENCES IN SAN MARCOS, TEXAS

Plan View:Plan Rotated 0 Tilted 0
Scale: 1 inch= 60 Ft.

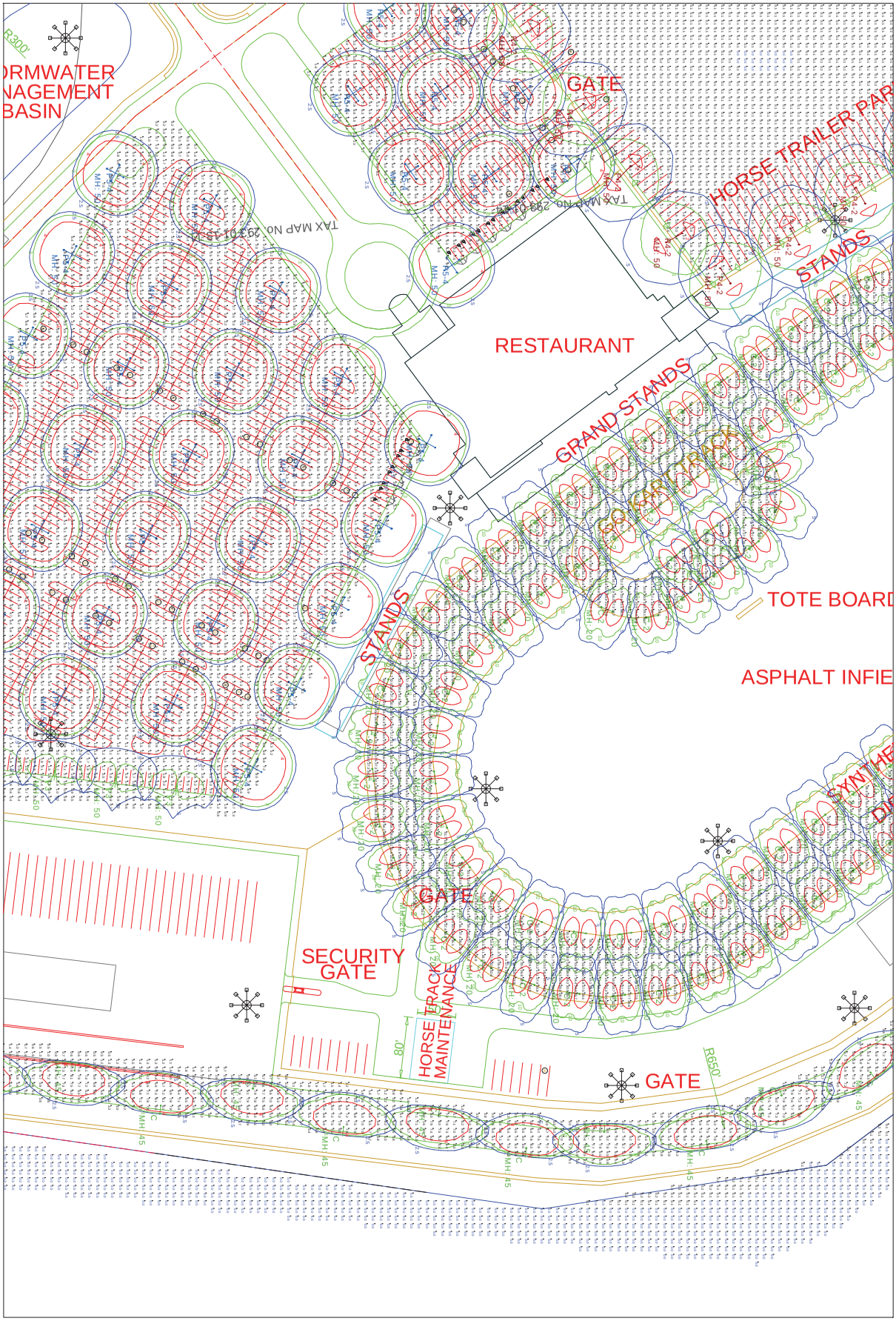

NOTICE: THIS DRAWING IS THE EXCLUSIVE PROPERTY OF LIGHTING APPLICATION SCIENCES. ITS ACCEPTANCE CONSTITUTES AN AGREEMENT THAT THE DRAWING WILL BE TREATED AS CONFIDENTIAL. THIS DRAWING IS TO BE USED FOR NO PURPOSE OTHER THAN AS DETAILED INFORMATION CONCERNING THE OPERATION OF UNITS FURNISHED BY THE MANUFACTURER. IT IS TO BE RETURNED UPON REQUEST AND IS NOT TO BE COMMUNICATED, DISCLOSED OR COPIED, EXCEPT AS EXPRESSLY AUTHORIZED BY LIGHTING APPLICATION SCIENCES.

NOTICE: THE INTENT OF THIS LIGHTING LAYOUT IS TO SUGGEST THE BEST UTILIZATION OF LIGHTING FIXTURES REPRESENTED. IT IS PROVIDED USING FIXTURE PHOTOMETRICS FURNISHED BY THE MANUFACTURERS. ANY VARIATION IN FIXTURE PERFORMANCE FROM PERFORMANCE SHOWN IN ITS RULE IS THE RESPONSIBILITY OF THE MANUFACTURER. IT'S USE FOR ANY OTHER PURPOSE IS NOT AUTHORIZED BY LIGHTING APPLICATION SCIENCES.

LIGHTING APPLICATION SCIENCES
206 DEERWOOD DRIVE
SAN MARCOS, TX. 78666
512-353-3690 PH/FAX
512-787-0477 CELL

DESIGNED BY: G. KILPATRICK
SCALE AS SHOWN
REFERENCE LX06222.AGI
Page 4 of 6

TITLE
UNIMAR RACEWAY
PROPOSED LIGHTING LAYOUT
TARGETING GIVEN LEVELS

DATE 5/16/2014

LIGHTING LAYOUT GENERATED BY LIGHTING APPLICATION SCIENCES IN SAN MARCOS, TEXAS

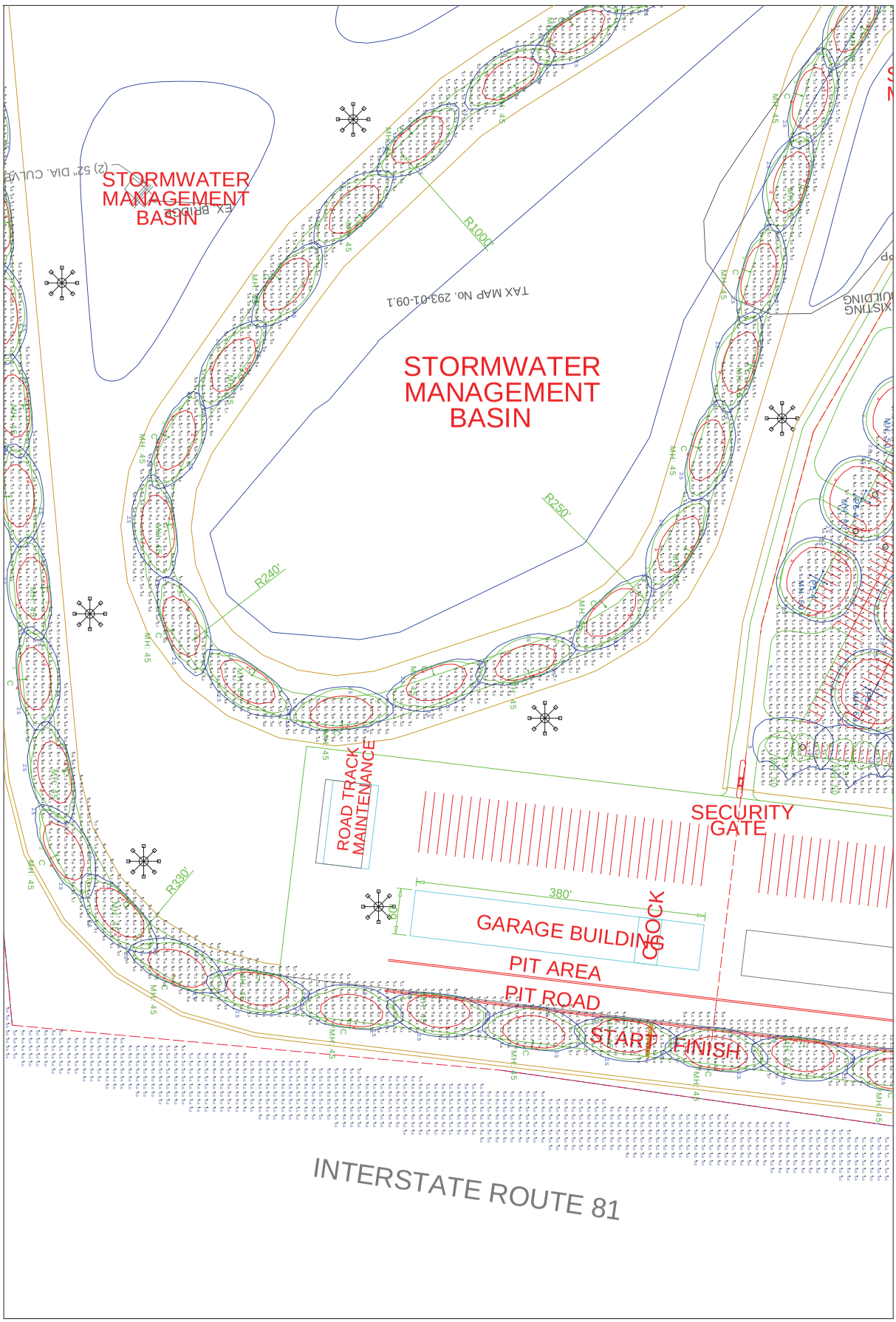

NOTICE: THIS DRAWING IS THE EXCLUSIVE PROPERTY OF LIGHTING APPLICATION SCIENCES. ITS ACCEPTANCE CONSTITUTES AGREEMENT THAT THE INFORMATION CONTAINED IN THIS DRAWING IS TO BE USED FOR NO PURPOSE OTHER THAN AS DETAILED INFORMATION CONCERNING THE OPERATION OF UNITS FURNISHED BY THE MANUFACTURER. IT IS TO BE RETURNED UPON REQUEST AND IS NOT TO BE COMMUNICATED, DISCLOSED OR COPIED, EXCEPT AS EXPRESSLY AUTHORIZED BY LIGHTING APPLICATION SCIENCES

NOTICE: THE INTENT OF THIS LIGHTING LAYOUT IS TO SUGGEST THE BEST UTILIZATION OF LIGHTING FIXTURES REPRESENTED. IT IS PROVIDED USING FIXTURE PHOTOMETRICS FURNISHED BY THE MANUFACTURERS. ANY VARIATION IN FIXTURE PERFORMANCE FROM PERFORMANCE SHOWN IN THIS FILE IS THE RESPONSIBILITY OF THE MANUFACTURER. IT'S USE FOR ANY OTHER PURPOSE IS NOT AUTHORIZED BY LIGHTING APPLICATION SCIENCES

LIGHTING APPLICATION SCIENCES
206 DEERWOOD DRIVE
SAN MARCOS, TX. 78666
512-353-3600 PH/FAX
512-787-0477 CELL

DESIGNED BY: G. KILPATRICK
SCALE AS SHOWN
REFERENCE LX06222.AGI
Page 5 of 6

TITLE UNIMAR RACEWAY
PROPOSED LIGHTING LAYOUT
TARGETING GIVEN LEVELS

DATE 5/16/2014

LIGHTING LAYOUT GENERATED BY LIGHTING APPLICATION SCIENCES IN SAN MARCOS, TEXAS

Plan View:Plan Rotated 0 Tilted 0
Scale: 1 inch= 60 Ft.

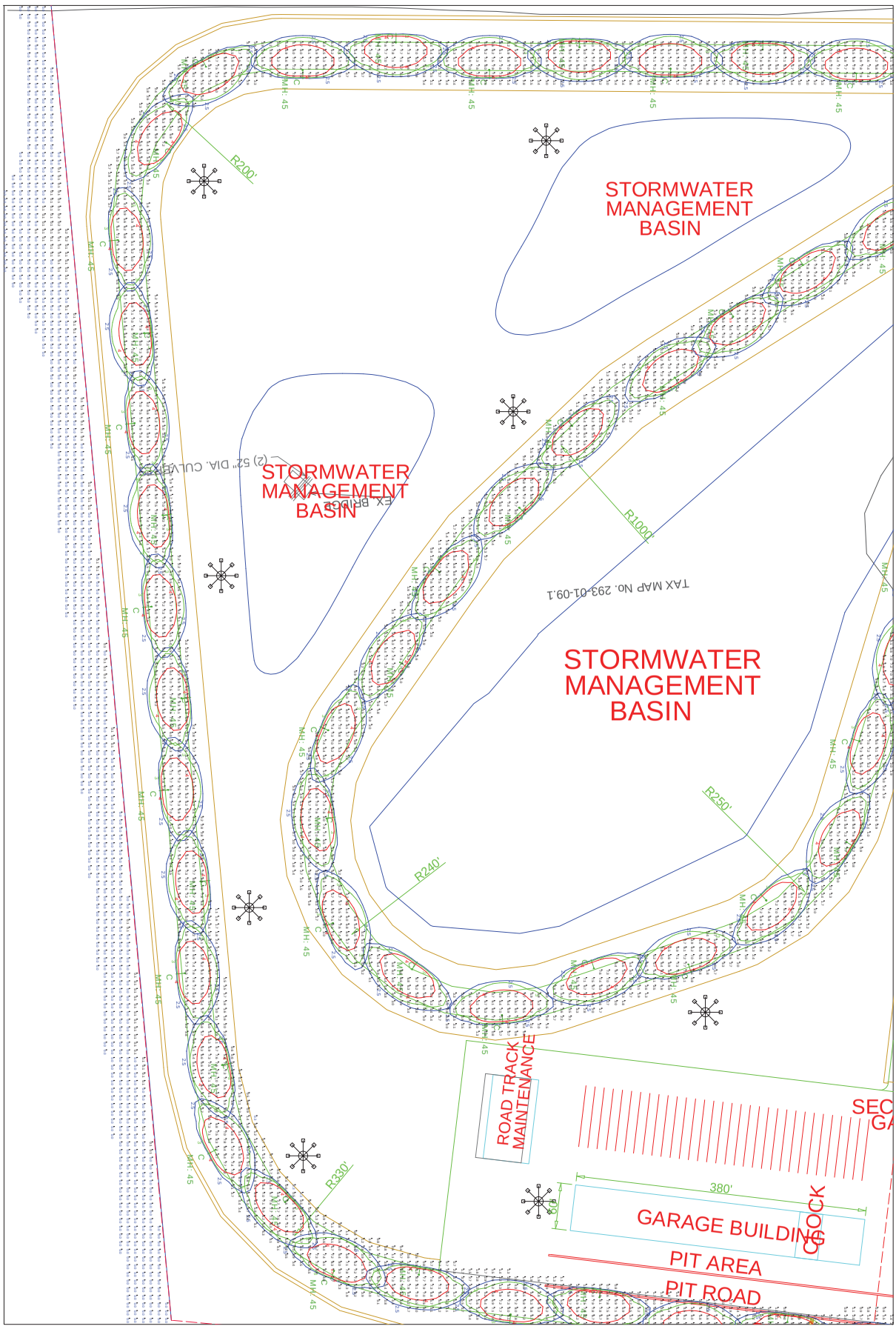

NOTICE: THIS DRAWING IS THE EXCLUSIVE PROPERTY OF LIGHTING APPLICATION SCIENCES. ITS ACCEPTANCE CONSTITUTES AN AGREEMENT THAT THE DRAWING WILL BE TREATED AS CONFIDENTIAL. THIS DRAWING IS TO BE USED FOR NO PURPOSE OTHER THAN AS DETAILED INFORMATION CONCERNING THE OPERATION OF UNITS FURNISHED BY THE MANUFACTURER. IT IS TO BE RETURNED UPON REQUEST AND IS NOT TO BE COMMUNICATED, DISCLOSED OR COPIED, EXCEPT AS EXPRESSLY AUTHORIZED BY LIGHTING APPLICATION SCIENCES

NOTICE: THE INTENT OF THIS LIGHTING LAYOUT IS TO SUGGEST THE BEST UTILIZATION OF LIGHTING FIXTURES REPRESENTED. IT IS PROVIDED USING FIXTURE PHOTOMETRICS FURNISHED BY THE MANUFACTURERS. ANY VARIATION IN FIXTURE PERFORMANCE FROM PERFORMANCE SHOWN IN ITS RLE IS THE RESPONSIBILITY OF THE MANUFACTURER. IT'S USE FOR ANY OTHER PURPOSE IS NOT AUTHORIZED BY LIGHTING APPLICATION SCIENCES

LIGHTING APPLICATION SCIENCES
206 DEERWOOD DRIVE
SAN MARCOS, TX. 78666
512-353-3690 PH/FAX
512-787-0477 CELL

DESIGNED BY: G. KILPATRICK

SCALE AS SHOWN

REFERENCE LX06222.AGI

Page 6 of 6

TITLE UNIMAR RACEWAY
PROPOSED LIGHTING LAYOUT
TARGETING GIVEN LEVELS

DATE 5/16/2014

LIGHTING LAYOUT GENERATED BY LIGHTING APPLICATION SCIENCES IN SAN MARCOS, TEXAS